

MAKI Area Committee Scorecard FQ4 2018/19



MAKI Area Scorecard 2018-19
FQ4 18/19

'Making Argyll and Bute a place people choose to live, learn, work and do business'

Corporate Outcome - People live active, healthier and independent lives

Number of affordable social sector new builds - MAKI
Actual 4 ▲
Target 4 ↔

PR26_01-Number of new affordable homes completed per annum.
Actual 45 ▲
Target 45 ↔
Benchmark 80 ↓

Corporate Outcome - People live in safer and stronger communities

Car Parking income to date - MAKI
Actual £ 63,221 ▲
Target £ 84,763 ↓

Car Parking income to date - A&B
Actual £ 950,084 ▲
Target £ 997,076 ↑

MAKI - Number of Parking Penalty Notices Issued
Actual 35 ↑

A&B - Number of Parking Penalty Notices Issued
Actual 1,479 ↑

Dog fouling - total number of complaints MAKI
Actual 4 ↑

Dog fouling - total number of complaints A&B
Actual 78 ↓

LEAMS - MAKI Kintyre
Monthly Data
Actual 73 ▲
September 2018 ↔

LEAMS - Argyll and Bute monthly average
Actual 78 ▲
Target 75 ↓

LEAMS - MAKI Mid Argyll
Monthly Data
Actual 74 ▲
September 2018 ↓

LEAMS - MAKI Islay
Monthly Data
Actual 84 ▲
September 2018 ↔

Making It Happen

MAKI Teacher Absence
Actual 2.31 Days ▲
Target 1.50 Days ↓

A&B Teacher Absence
Actual 2.15 Days ▲
Target 1.50 Days ↓

MAKI LGE Only
Actual 3.42 Days ▲
Target 2.36 Days ↓

A&B LGE Staff Summary - Combined Office & Non Office
Actual 3.76 Days ▲
Target 2.36 Days ↓

Corporate Outcome - Education, skills and training maximises opportunities for all

HMIE positive Secondary School Evaluations - MAKI
Actual 0 % ▲
Target 0 % ↔

Percentage of pupils with positive destinations - A&B
Actual
Target

Corporate Outcome - We have infrastructure that supports sustainable growth

Complaints ref Waste Collection MAKI
Actual 1 ↑

Total number of Complaints regarding Waste Collection - A&B
Actual 13
Target
Benchmark ↑

Street lighting - MAKI percentage of faults repaired within 10 days
Actual 46 % ▲
Target 75 % ↑

RA14_05-Percentage of street lighting repairs completed within 10 days
Actual 70 % ▲
Target 75 % ↑

Shanks - Percentage of Waste Recycled, Composted & Recovered
Actual 50.2 % ↑

Islands - Percentage of Waste Recycled, Composted & Recovered
Actual 48.3 % ↑

RA24_02-Percentage of waste recycled, composted and recovered.
Actual 50.2 % ▲
Target 40.0 % ↑
Benchmark

H&L - Percentage of Waste Recycled, Composted & Recovered
Actual 50.9 % ↓

Corporate Outcome - The economy is diverse and thriving

Householder Planning Apps: Ave no of Weeks to Determine - MAKI
Actual 7.2 Wks ▲
Target 8.0 Wks ↔
Benchmark 7.2 Wks

Householder Planning Apps: Ave no of Weeks to Determine - ABC
Actual 7.2 Wks ▲
Target 8.0 Wks ↓
Benchmark

% of Pre-Application enquiries processed within 20 working days - MAKI
Actual 35.0 % ▲
Target 75.0 % ↓
Benchmark 56.7 %

% of Pre-application enquiries processed within 20 working days - A&B
Actual 56.7 % ▲
Target 75.0 % ↓



MAKI Area Scorecard 2018-19

FQ4 18/19

'Making Argyll and Bute a place people choose to live, learn, work and do business'

Corporate Outcome - People live active, healthier and independent lives

Number of affordable social sector new builds - MAKI	Actual	4	🟢
	Target	4	↓

PR26_01-Number of new affordable homes completed per annum.	Actual	45	🟢
	Target	45	↓
	Benchmark	80	

'Making Argyll and Bute a place people choose to live, learn, work and do business'

Corporate Outcome - People live in safer and stronger communities

Car Parking income to date - MAKI
 Actual £ 63,221 **R**
 Target £ 84,763 **↓**

Car Parking income to date - A&B
 Actual £ 950,084 **R**
 Target £ 997,076 **↑**

MAKI - Number of Parking Penalty Notices Issued
 Actual 35 **↑**

A&B - Number of Parking Penalty Notices Issued
 Actual 1,479 **↑**

Dog fouling - total number of complaints MAKI
 Actual 4 **↑**

Dog fouling - total number of complaints A&B
 Actual 78 **↓**

LEAMS - MAKI Kintyre
 Monthly Data Actual 73 **G**
 September 2018 **→**

LEAMS - MAKI Mid Argyll
 Monthly Data Actual 74 **G**
 September 2018 **↓**

LEAMS - MAKI Islay
 Monthly Data Actual 84 **G**
 September 2018 **→**

LEAMS - Argyll and Bute monthly average
 Actual 78 **G**
 Target 75 **↓**



MAKI Area Scorecard 2018-19

FQ4 18/19

'Making Argyll and Bute a place people choose to live, learn, work and do business'

Making It Happen

MAKI Teacher Absence	Actual	2.31 Days R
	Target	1.50 Days ↓

A&B Teacher Absence	Actual	2.15 Days R
	Target	1.50 Days ↓

MAKI LGE Only	Actual	3.42 Days R
	Target	2.36 Days ↓

A&B LGE Staff Summary - Combined Office & Non Office	Actual	3.76 Days R
	Target	2.36 Days ↓



MAKI Area Scorecard 2018-19

FQ4 18/19

'Making Argyll and Bute a place people choose to live, learn, work and do business'

Corporate Outcome - Education, skills and training maximises opportunities for all

HMIE positive Scondary School Evaluations - MAKI	Actual	0 %	🟢
	Target	0 %	➡

Percentage of pupils with positive destinations - A&B	Actual
	Target



MAKI Area Scorecard 2018-19

FQ4 18/19

'Making Argyll and Bute a place people choose to live, learn, work and do business'


Corporate Outcome - We have infrastructure that supports sustainable growth

Complaints ref Waste Collection MAKI Actual 1 ↑


Total number of Complaints regarding Waste Collection - A&B Actual 13 ↑


Shanks - Percentage of Waste Recycled, Composted & Recovered Actual 50.2 % ↑

Islands - Percentage of Waste Recycled, Composted & Recovered Actual 48.3 % ↑

RA24_02-Percentage of waste recycled, composted and recovered. Actual 50.2 % 
Target 40.0 % ↑
Benchmark 42.0 %

H&L - Percentage of Waste Recycled, Composted & Recovered Actual 50.9 % ↓

Street lighting - MAKI percentage of faults repaired within 10 days Actual 46 % 
Target 75 % ↑

RA14_05-Percentage of street lighting repairs completed within 10 days Actual 70 % 
Target 75 % ↑



MAKI Area Scorecard 2018-19

FQ4 18/19

'Making Argyll and Bute a place people choose to live, learn, work and do business'

Corporate Outcome - The economy is diverse and thriving

Householder Planning Apps: Ave no of Weeks to Determine - MAKI	Actual	7.2 Wks	
	Target	8.0 Wks	
	Benchmark	7.2 Wks	

% of Pre-Application enquiries processed within 20 working days - MAKI	Actual	35.0 %	
	Target	75.0 %	
	Benchmark	56.7 %	

Householder Planning Apps: Ave no of Weeks to Determine - ABC	Actual	7.2 Wks	
	Target	8.0 Wks	
	Benchmark		

% of Pre-application enquiries processed within 20 working days - A&B	Actual	56.7 %	
	Target	75.0 %	